

AMENDED SPECIFICATION

Reprinted as amended in accordance with the Order of the High Court, dated the twenty-fifth day of November 1949, under Section 22 of the Patents and Designs Act, 1907 to 1946.

PATENT SPECIFICATION

529,580



Application Date: April 17, 1939. No. 11577/39.

Complete Specification Left: April 17, 1940.

Complete Specification Accepted: Nov. 25, 1940.

PROVISIONAL SPECIFICATION

Improvements in Toy Building Blocks

I, HARRY FISHER PAGE, a British subject, of 30, Warham Road, Croydon, Surrey, do hereby declare the nature of this invention to be as follows:—

- 5 This invention relates to toy building blocks and like constructional elements and has for its object to improve the interlocking between the assembled blocks and the stability of the built-up structure.
- 10 Broadly, the present invention comprises a building block or like element characterised in that it is provided on the exterior of at least one face, with a plurality of bosses or similar projections
- 15 symmetrically disposed and adapted to be inserted within one or more complementary recesses formed in the face of a juxtaposed block so that said bosses engage therein and prevent lateral movement.
- 20 According to a preferred embodiment of the invention, the building block is of hollow cubical form, having one face thereof open while on the exterior of that
- 25 face opposite said open face, there are provided a plurality of symmetrically disposed bosses, for example four in number. These bosses are, for example, each situated centrally within a square
- 30 quarter section of the cube face, so as to

engage within the inner surfaces of the lateral walls of a superimposed block and prevent lateral movement thereof, the lateral faces of said blocks being parallel and co-planar.

35

A substantial advantage of these building elements lies in that, by reason of the symmetrical positioning of the bosses and corresponding recesses, said elements may be arranged in staggered or offset relation.

40

In modified forms, the building elements may be of cylindrical or of other suitable symmetrical shape while the bosses and their corresponding recesses or apertures may be of round, square or other cross section so as to prevent rotation or lateral movement thereof. Further, the elements may be solid save only for the necessary recesses so as to increase their strength and weight.

50

Dated this 17th day of April, 1939.
KINGS PATENT AGENCY LIMITED,

By B. T. KING,
Director.

Registered Patent Agent,
146a, Queen Victoria Street,
London, E.C.4,
Agents for Applicant.

COMPLETE SPECIFICATION

Improvements in Toy Building Blocks

I, HARRY FISHER PAGE, a British subject, of 30, Warham Road, Croydon, Surrey, do hereby declare the nature of this invention and in what manner the

55

same is to be performed, to be particularly described and ascertained in and by the following statement:—

This invention relates to toy building

blocks and has for its object to provide blocks of improved construction which can be built up and dismantled easily thus providing blocks particularly suitable for young children. The invention seeks primarily to provide blocks which can be built up in a single column or which can be arranged in staggered or offset relation.

10 According to this invention there is provided a toy building block or like element of hollow form with a plurality of bosses or like projections on the face opposite the open face, the said bosses 15 being disposed so as to engage within the inner surface of the lateral walls of a superimposed block and prevent lateral movement, characterised in that the bosses are disposed so that the elements 20 may be arranged in staggered or offset relation.

Many forms of toy building blocks are known having projections from one face and corresponding recesses in the opposite 25 face, the said blocks being of solid form with the projections on the one block arranged to fit into the recesses in the face of a juxtaposed block.

In order that a clear understanding of the invention can be obtained, reference will now be made to the accompanying sheet of drawings which illustrate a preferred construction of block. In the drawings:—

30 Figures 1 and 2 are perspective views of the block,

Figure 3 is a plan view thereof.

Figure 4 is a section on the line 4—4 of Fig. 3, and

40 Figure 5 illustrates one method of building.

Referring to the drawings, the block 1 is of hollow cubical form and is conveniently moulded from a synthetic resinous 45 substance or other plastic. One face 2 of the block is open and projecting from the outer surface of the opposite face 3 are four bosses 4, which are symmetrically disposed on the said face 3. The 50 disposition of the projecting bosses is such that the inner surface of the lateral walls of a superimposed block will contact tangentially as shown in Figures 3 and 5 thus preventing any substantial 55 lateral movement, whilst enabling the blocks to be built up and dismantled easily.

Referring to Fig. 5, four blocks are shown arranged in square formation with a block 1a superimposed so that the inner 60 surfaces of the lateral walls contact one boss of each block, holding the four blocks together. It will be understood however that a block may be superimposed directly upon another block, or 65 may be arranged to lock together two blocks by engaging pairs of adjacent bosses. Further, three blocks may be locked together by arranging same with one staggered with respect to the other 70 two the superimposed block fitting over a pair of bosses on the staggered block and one adjacent boss of each other block.

In modified forms of the invention, the building elements may be of cylindrical 75 or other suitable symmetrical shape whilst the bosses and their corresponding recesses or apertures may be of round, square or other cross-section so as to prevent rotation or lateral movement 80 thereof.

Having now particularly described and ascertained the nature of my said invention and in what manner the same is to be performed, I declare that what I 85 claim is:—

1. A toy building block or like element of hollow form with a plurality of bosses or like projections on the face opposite the open face, the said bosses being dis- 90 posed so as to engage within the inner surfaces of the lateral walls of a superimposed block and so prevent lateral movement, characterised in that the bosses are disposed so that the elements 95 may be arranged in staggered or offset relation.

2. A toy building block or like element as claimed in Claim 1, characterised in that the block is of hollow cubical form, 100 and four bosses are provided each situated within a square quarter section of the cube face.

3. A toy building block or like element substantially as herein described with 105 reference to the accompanying drawings.

Dated this 17th day of April, 1940.

KINGS PATENT AGENCY LIMITED,

By B. T. KING, A.I.Mech.E.,

Director.

Registered Patent Agent,
146a, Queen Victoria Street,
London, E.C.4,

Agents for Applicant.

[This Drawing is a reproduction of the Original on a reduced scale.]

FIG. 1.

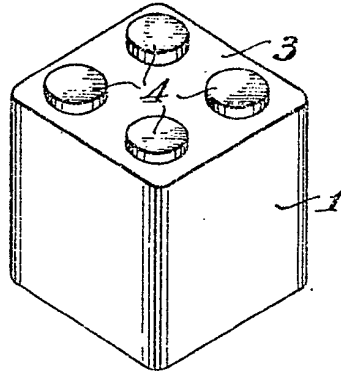


FIG. 2.

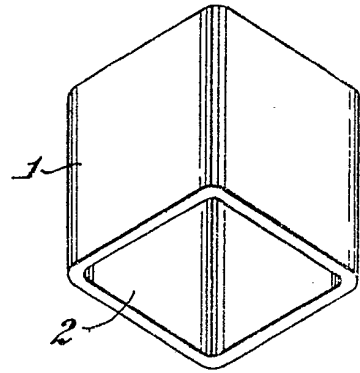


FIG. 4.

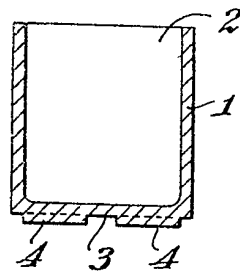


FIG. 3.

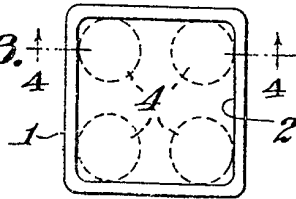


FIG. 5.

